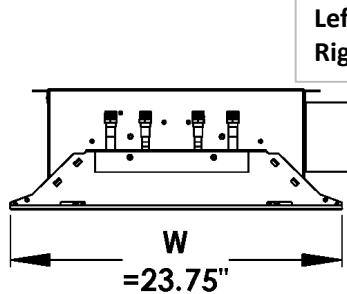
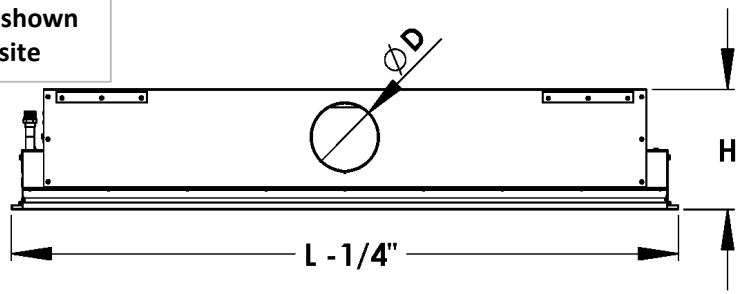


CB-H24

Smart Submittal for 24" Horizontal Coil
1-Way or 2-Way Discharge Chilled Beam



Left hand piping shown
Right hand opposite



COIL CIRCUITS

- 2 pipe 2 Row (2)
- 4 pipe 2 Row (4)

COIL CAPACITY

- Single circuit coil for 0.5-1.50gpm (S)
- Dual circuit coil for 1.50-2.4gpm (D)

COIL CONNECTIONS

- 5/8" OD (for sweat connection by others) (N)
- 1/2" MNPT (for field connection to 1/2" FNPT fittings) (M)*

AIR THROW

- 2-Way Throw Standard (2W)
- 1-Way Throw, Same Direction as Side Inlet (1S)
- 1-Way Throw, Away From Side Inlet (1A)

INDUCTION SELECTION

- 6R 4R 3R 2R - (Recommended tall plenum)
- -
 -
 -

GRILLE OPTIONS

- Perforated (P)

CASING/PIPING HANDING (see page 2 for details)

- Coil Left Hand, Side Inlet (L) (as shown above)
- Coil Right Hand, Side Entry (R) (Coil Opposite Side)
- Coil Universal Handing, Top Entry (T) Centered

BORDER TYPE (see page 2 for details)

- Standard flush T-Bar (STD)
- Tegular 9/16" T-Bar (TG1)
- Tegular 15/16" T-Bar (TG2)
- Exposed Mount (EXP) * 36" wide

UNIT SIZE (see page 2 for details)

- | | |
|--|--|
| <input type="checkbox"/> 2' nom. L = 24" (2FT) | <input type="checkbox"/> 6' nom. L = 72" (6FT) |
| <input type="checkbox"/> 3' nom. L = 36" (3FT) | <input type="checkbox"/> 7' nom. L = 84" (7FT) |
| <input type="checkbox"/> 4' nom. L = 48" (4FT) | <input type="checkbox"/> 8' nom. L = 84" (8FT) |
| <input type="checkbox"/> 5' nom. L = 60" (5FT) | |

INLET SIZE (see page 2 for details)

- 4" nom. (D ϕ = 3 7/8" H = 8 1/2")
- 5" nom. (D ϕ = 4 7/8" H = 8 1/2")
- 6" nom. (D ϕ = 5 7/8" H = 8 1/2")
- 8" nom. (D ϕ = 7 7/8" H = 11")

COLOR SELECTION

- RAL9010 30% Gloss (0)
- Optional RAL finish (RAL)* RAL

COIL FINISH

- Self finish (0)
- Flat black (F)*

INSULATION

- No insulation (0)
- External insulation (E)*

INLET

- Round (0)

HANGING BRACKETS

- Fixed (0)

PLENUM FINISH

- Self finish (0)
- Painted (P)*

Tags: QTY:

SPECIFICATIONS (also see specification sheet)

- Beams constructed of steel and finished with powdercoat paint
- Plenums constructed of 20ga galvanized steel (unfinished)
- Lockable swing down grille panel that is removable to change swing direction
- Accessible balancing /commissioning port from room side

*Indicates an added cost item

- Additional lead time may be required
- Contact Carson Solutions for more information

Project:

Submittal Date:

Location:

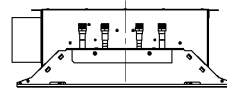
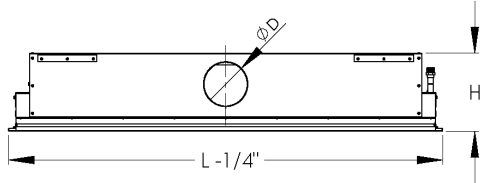
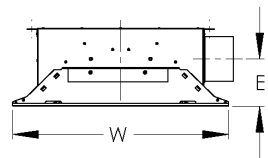
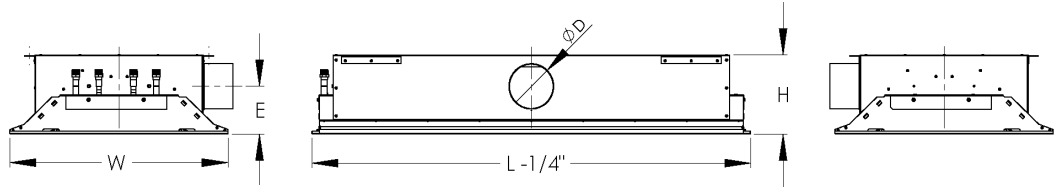
Product Code

CB-H24-****-**-**-*X*-**

Page

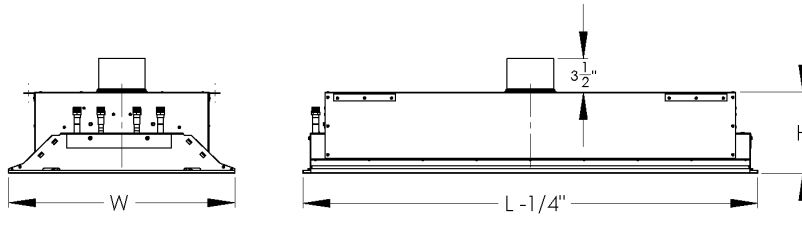
Side Inlet - Coil Mount Handings

Left Coil Handling/
Pipes Left of Inlet
W = 23³/₄"



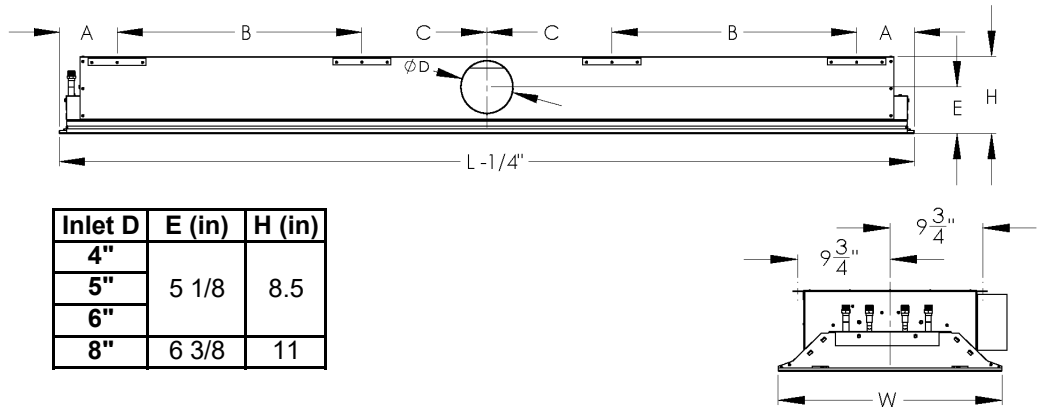
Right Coil Handling/
Pipes Right of Inlet
W = 23³/₄"

Top Inlet Casing is Universal



Fixed Bracket Mounting Locations

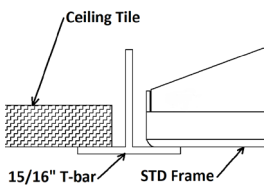
Beam Length	A (in)	B (in)	C (in)
2'	6 1/2	-	-
3'			
4'			
5'			
6'			
7'	23 3/8	12	
8'	27 3/8	14	



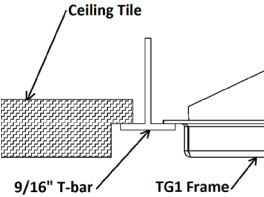
Inlet D	E (in)	H (in)
4"	5 1/8	8.5
5"		
6"		
8"		

Ceiling Grid T-Bar Border Style Options

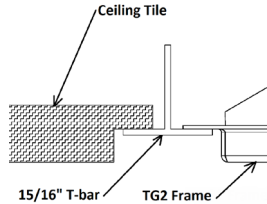
Standard (STD)



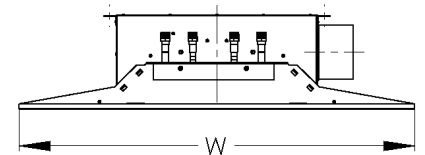
9/16" Tegular (TG1)



15/16" Tegular (TG2)



Exposed Mount Border



Length is Nominal L

W = 36"

Project: LeSueur Henderson Elementary School

Submittal Date: 10/12/2023

Location: LeSueur, MN

Page 16