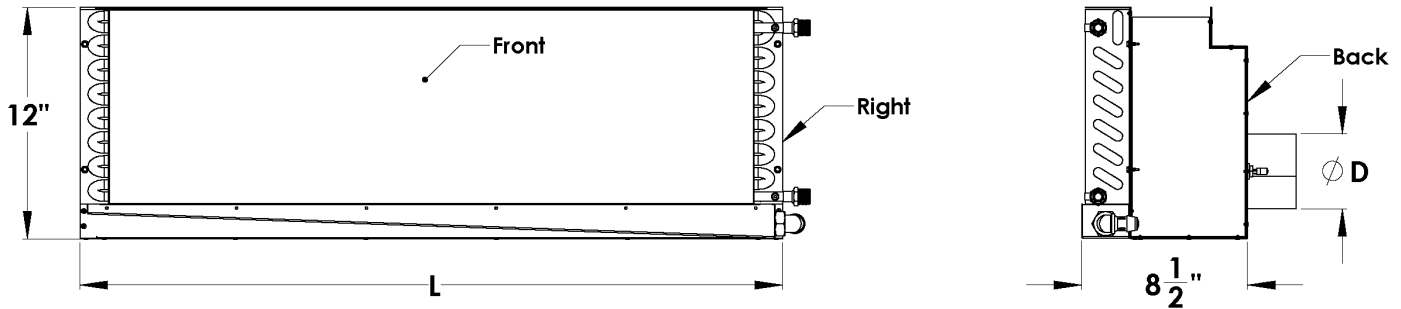


## CS-ID-12

Smart Submittal for Floor Mounted Vertical Upward Discharge Induction Unit



### CS-ID MODEL

- ☐ 12" Tall, 8.5" Wide (12)

### COIL CIRCUITS

- ☐ 2 pipe 2 Row (2)  
☐ 4 pipe 2 Row (4)

### COIL CAPACITY

- ☐ Single circuit coil for 0.5-1.50gpm (S)  
☐ Dual circuit coil for 1.50-2.4gpm (D)

### COIL CONNECTIONS

- ☐ 5/8" OD (for sweat connection by others) (N)  
☐ 1/2" MNPT (for field connection to 1/2" FNPT fittings) (M)\*

### INDUCTION SELECTION

6F 4R 3R 2R

- ☐ ☐ ☐ ☐

### COIL PIPING HANDING (see page 2 for details)

- ☐ Coil Left Hand Side (L) (Coil Opposite Side)  
☐ Coil Right Hand Side (R) (As Shown Above)

### INLET LOCATION (see page 2 for details)

- ☐ Left Side (L)  
☐ Right Side (R)  
☐ Back (B)  
☐ Combo Left and Right (C)

### UNIT SIZE (see page 2 for details)

- ☐ 2' nom. L = 24" (2FT)  
☐ 3' nom. L = 36" (3FT)  
☐ 4' nom. L = 48" (4FT)  
☐ 5' nom. L = 60" (5FT)  
☐ 6' nom. L = 72" (6FT)

### INLET SIZE (see page 2 for details)

- ☐ 3" nom. (DØ = 2 5/8" Round)  
☐ 4" nom. (DØ = 3 5/8" Round)  
☐ 5" nom. (DØ = 4 7/8" Oval)

### COLOR SELECTION

- ☐ No Finish (0)

### COIL FINISH

- ☐ Self finish (0)  
☐ Flat black (F)\*

### INSULATION

- ☐ No insulation (0)  
☐ External insulation (E)\*

### INLET SHAPE

- ☐ Round (0)  
☐ Oval (V)

### MOUNTING BRACKETS

- ☐ Fixed (0)

### CONDENSATE DRAIN

- ☐ With 1/2" Fitting (0)

Right hand piping shown  
 Left hand opposite

Tags:	QTY:		<b>SPECIFICATIONS</b> (also see specification sheet)
			-Plenums constructed of 20ga galvanized steel (unfinished) -Balancing /commissioning port next to inlet -Vertical discharge grille by others -Return plenum/ transition, cabinet casing, and grille by others <b>*Indicates an added cost item</b> -Additional lead time may be required -Contact Carson Solutions for more information

Project: \_\_\_\_\_

Submittal Date: \_\_\_\_\_

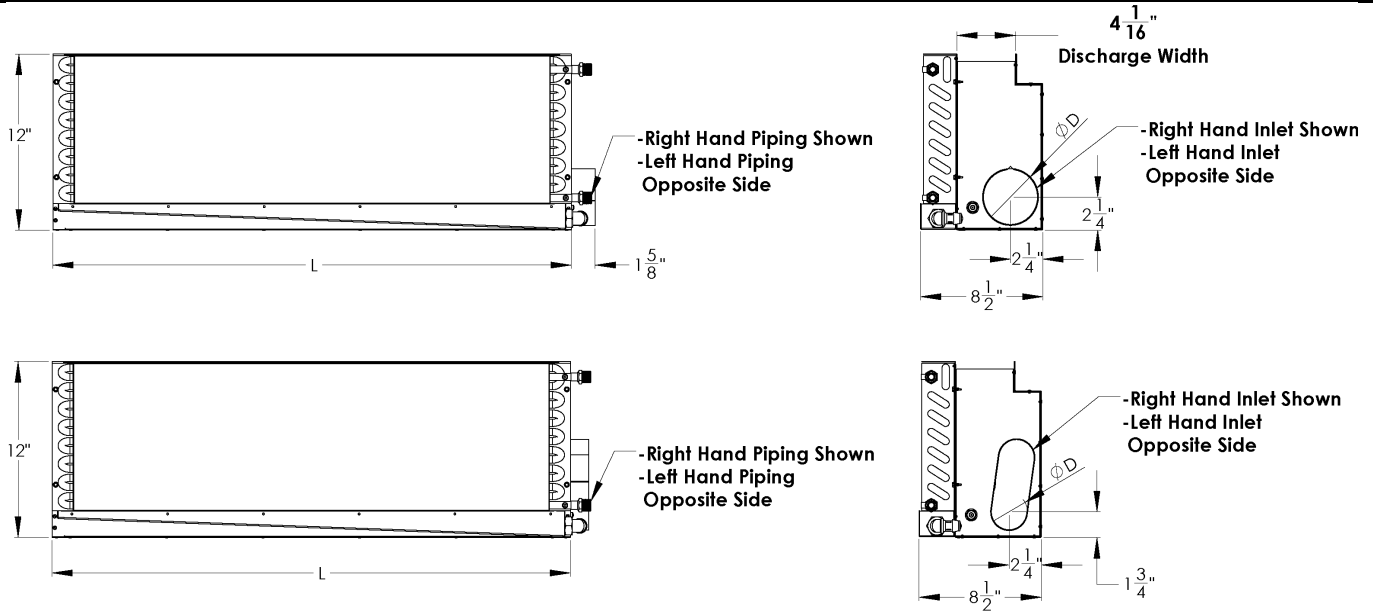
Location: \_\_\_\_\_

Product Code

CS-ID-\*-\*-\*-X\*-\*-\*

Page

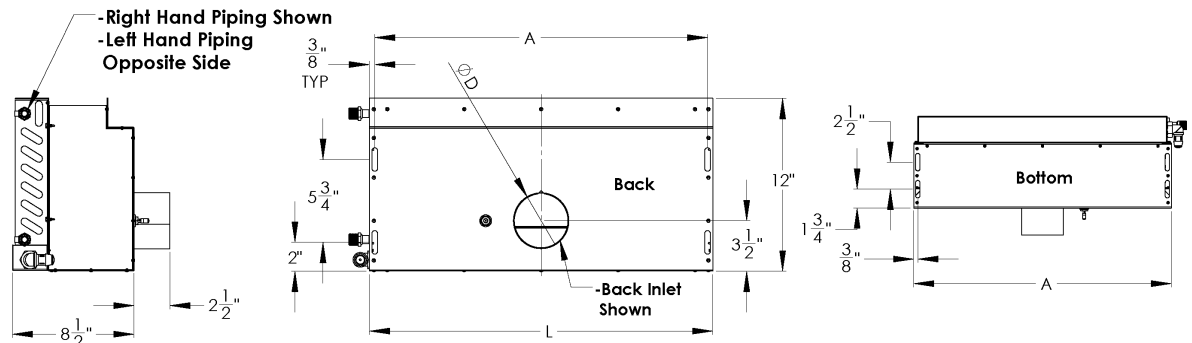
#### Side Inlet Locations



#### Back Inlet with Fixed Bracket Mounting Locations

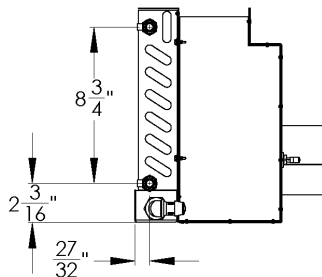
Beam Length	L (in)	A (in)
2'	24	23 1/4
3'	36	35 1/4
4'	48	47 1/4
5'	60	59 1/4
6'	72	71 1/4

Inlet	D (in)
3"	2 3/4
4"	3 3/4
5" Oval	2 1/2 x 6 1/4

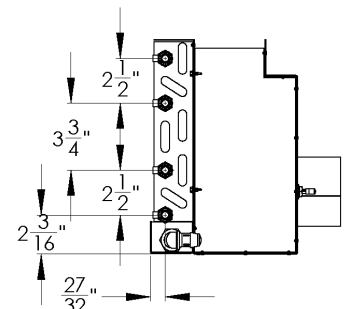


#### Piping Configurations

-2 Pipe Coil Connections  
-Right Hand Piping Shown  
-Left Hand Opposite Side



-4 Pipe Coil Connections  
-Right Hand Piping Shown  
-Left Hand Opposite Side



Project: Carson Samples

Submittal Date: 6/18/2023

Location: Golden Valley, MN

Page 10